

GLOBAL TREATS YOU RIGHT !

SWEET PACKAGE

Induction Pump System

This Chemical Induction Pump System is sure to excite current users of problematic alternative induction pump systems and encourage new users to GTI's System.

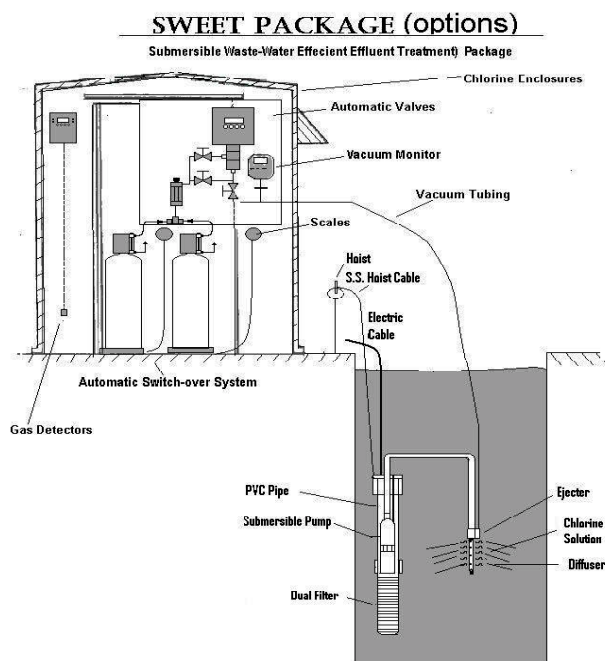
The SWEET (Submersible Wastewater Efficient Effluent Treatment) Package provides optimal chemical feed, by creating a vacuum via recirculation of process water through an ejector. Finally, the treated water in the eductor is dispersed through the solution diffuser to optimize mixing and performance.

Gas and Liquid Feed Systems are available for Chlorination, Dechlorination and Ammoniation.



Consider the Advantages

- **Gas or Liquid Feed Systems**
- **Minimal maintenance**
- **Easy to retrofit**
- **Safe operation—vacuum feed**
- **Easy installation**
- **More efficient chemical use**
- **Lower operating costs**
- **No external water piping**
- **No potable water required**
- **No back flow prevention required**

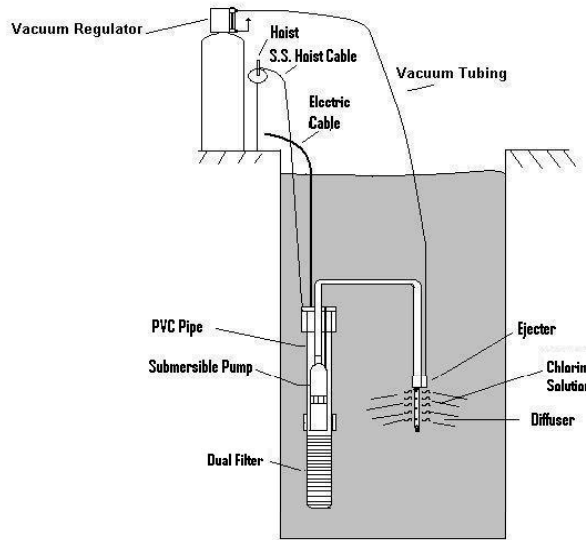


Phone: 281-370-3425
Fax: 281-370-3571

Email: info@globaltreat.com
www.globaltreat.com

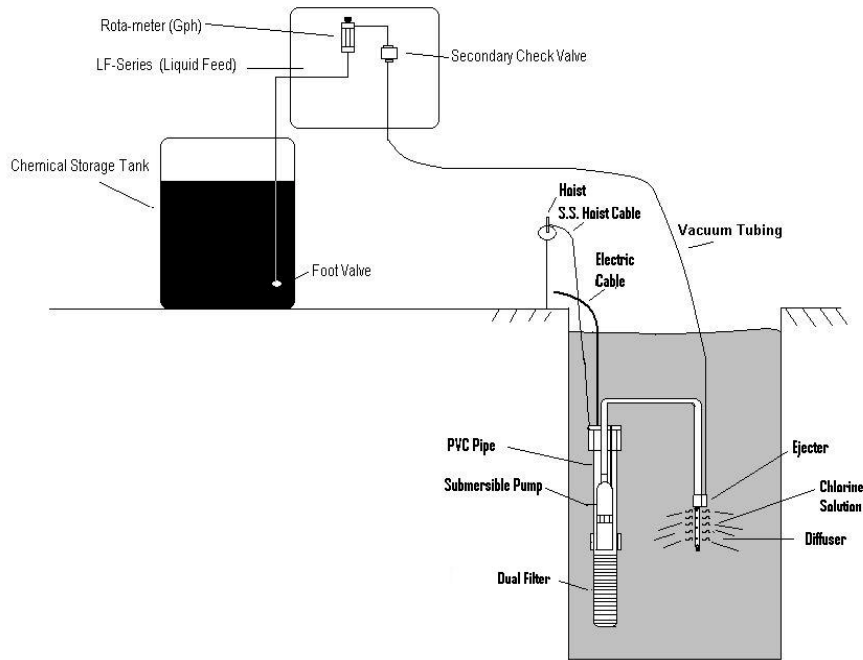
GAS FEED- SWEET PACKAGE

(Submersible Waste-Water Efficient Effluent Treatment) Package



LIQUID FEED- SWEET PACKAGE

(Submersible Waste-Water Efficient Effluent Treatment) Package



GLOBAL TREAT, INC. MODEL #	HP	MAX. LOAD AMPS	VOLTS	PHASE /CYCLES	ELECTRICAL CORD	GAS PPD	LIQUID GPH (CHLORINE)
MINI-SWEET-250-115-1-**-**	1/2	12.0	115	1/60	20'	350	30
SUPER-SWEET-500-230-1-**-**	1	9.8	230	1/60	20'	500	80
SUPER-SWEET-500-460-3-**-**	1	2.4	460	3/60	20'	500	80

* G-Gas Feed, LF-Liquid Feed ** C-Chlorination, DC-Dechlorination A- Ammoniation